
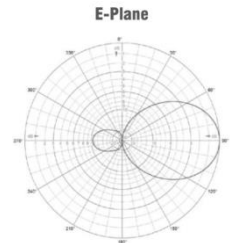
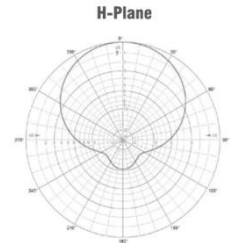


2 ELEMENT YAGI



MECHANICAL SPECIFICATION		
Termination	3m RG213 Mil Spec Coaxial Cable + N Type Female	
Construction	Aluminium Alloy Tube 6063T6 to BS 1474	
Elements	12.7mm X 1.6mm Wall	
Support Beam	31.7mm X 2.6mm Wall	
Fasteners	Stainless Steel Grade A2-70 to BS6105	
Saddle Clamp	Diecast Zinc Alloy	
Insulator	Epoxy Resin Encapsulated	
Protection	Direct Grounded	
Weight	80 MHz	3.2 Kg
	160 MHz	2.2 Kg
	450 MHz	1.8 Kg
Length	80 MHz	1.6 M
	160 MHz	0.9 M
	450 MHz	0.6 M
Wind Loading @ 45 m/s	80 MHz	171 N
	160 MHz	96 N
	450 MHz	54 N



ELECTRICAL SPECIFICATION	
Frequency Range	68-470 MHz
Impedance	50 Ohms
Bandwidth	12%
VSWR	<1.5:1
Max Power	150W
Polarisation	Horizontal / Vertical
Gain	3dBd
Front to Back Ratio	13dB
H Plane Beam width	144
E Plane Beam width	74

ORDERING INFORMATION	
2010	VHF Low Band
2011	VHF High Band
2012	UHF
RECOMMENDED ACCESSORIES	
2110	Standard Yagi Clamp
2117/2118	Heavy Duty Clamp